

SELF-QUARANTINE SERVICE

UNIVERSITY DORMITORY FOR INTERNATIONAL STUDENTS

GLOBAL E&S



WELCOME TO KOREA!

Global Education & Services is ready to help you

We provide self-quarantine accommodation services for your safe and pleasant stays in Korea.

Safe Facility Designated by the Government

We are proud to tell you that our facilities are not only first proven by the government but also working very close with them.

Nice and safe with affordable price

**Accommodations, Meals, COVID-19 Test, Airport Pickup, Sim Card
Everything is Included**

More than 2,500 international students have already used our quarantine facility

**With multinational staffs we are ready to greet international students
at any time**

1 Before Arrival

Reservation

- Make the reservation on our website (www.stay4dorm.com)
- Fill in reservation information and get Invoice mail
- Make the payment within 7 days
- Upload required documents and receive confirm mail

2 Arrival

Pick-up & Check-in

- Arrive at Incheon Airport
- Install Self-Quarantine Safety Protection App and fill up the information form
- Find our staff at waiting area and check your information
- Take the assigned vehicle to leave the airport
- Take the 1st Covid -19 Test before check-in

3 Self-Quarantine / Last day

Quarantine Period

- Self-Quarantine period includes 14 nights.
- Provide meal base on your menu choice during the reservation
- 2nd Covid-19 Test is taken 1-2 days before quarantine period ends. Transportation is arranged by our staff
- Final receipt will be given on check-out day
- Free to leave the hotel on Check-out date after 12pm

PRICE

Quarantine Hotel Fee

for **14** Days

910,000 KRW

Transportation Fee

Airport Escort + 1st / 2nd COVID Test

120,000 KRW

Meal Fee

8,000 KRW / Meal

SIM CARD

Internet 100GB
+ Unlimited call / SMS

FREE




- * Sim Card registration is mandatory
- * No refund for the meal cancellation
- * All the transportation is arranged however students are asked to pay the fees at the dormitory

RESERVATION PROCESS

1. Access stayfordorm.com
2. Click “RESERVATION” button to start the reservation and follow the full process to complete
3. Invoice mail is sent to registered email when reservation information is filled
4. Payment should be transferred to the account written in the INVOICE within 7 days after invoice mail is sent.
5. Confirmation email is sent when payment is confirmed and required documents are uploaded. (Click “My Reservation” to make changes regards reservation information)

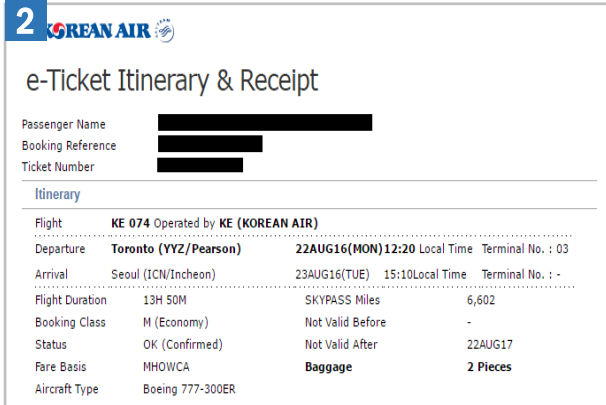
REQUIRED DOCUMENTS

1




(copy of passport)

2



(Flight Itinerary)

3

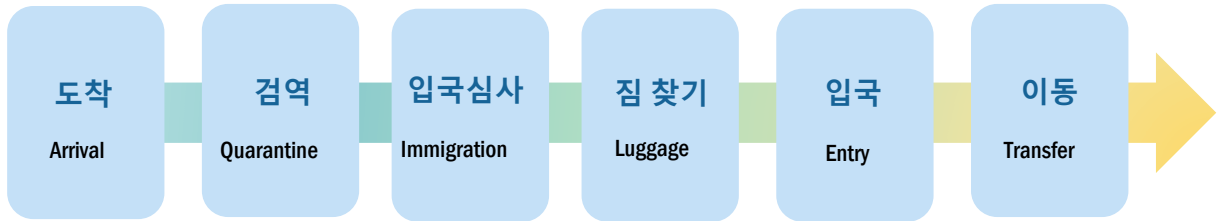


(Payment Receipt)

Please prepare the following documents to receive the confirm mail

1. Copy of passport
2. Flight Itinerary
3. Payment Receipt written in English

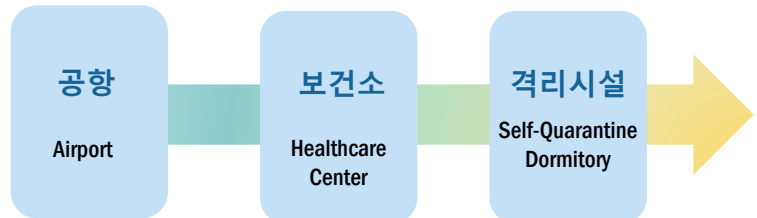
ARRIVAL PROCESS



1. Before landing, fill up **Health Questionnaire, Traveler Declaration Form** on airplane
2. At airport quarantine booth, access to airport WIFI and install **Self-Quarantine Safety Protection App** by scanning the QR code.
3. Fill up the survey with ***Korean contact information & university information.**
(Following information will be given to the student by GLOBALENS after reservation)
This process is for Airport staff to check your identification with us
4. Fill out the Self-Quarantine Application Form and get a consultation from airport health inspector
5. Go through the immigration and find luggage from assigned belt.
6. After the entry, please find our staff at **"Seoul International Students Information Desk"** located at the meeting point in Arrival Hall of each Terminal

* Please read the Pick-up Guide sent with the confirmation mail for detail information

COVID-19 TEST PROCESS



1. From airport, student visit local healthcare center for COVID-19 Diagnostic Test with transportation we arrange. Individuals must take COVID-19 Diagnostic test within 3 days from arrival date. (Require Passport)
2. At Healthcare Center, register with your personal information and ***our accommodation address/ contact number.**
3. Get a consultation from medical staffs. Samples are taken from individual's nose and mouth with cotton swabs.
4. After the test, take the vehicle we provide to the hotel.
5. Take 2nd COVID-19 Test 1~2 days before the end date of Self-Quarantine period

Global Education & Services

보건소 안내
Healthcare Center Guidance
保健所 指南

| | |
|--|--|
| 보건소 Health Center Name 保健所 | (수기작성) |
| 호텔명 Hotel Name 酒店 | 루미아호텔 Lumia Hotel |
| 호텔 주소 Hotel Address 酒店地址 | 서울 중로구 난계로29길 Nangye-ro 29-gil, Jongno-gu, Seoul, Republic of Korea |
| 건강관리 책임자 전화번호 Healthcare Manager Phone Number 健康管理负责人电话号码 | 010-7267-616 |

보건소에서 역학조사서를 작성할 때, 위 정보를 역학조사서에 기입해 주시기 바랍니다. 저희가 안내한 격리 주소와 연락처를 역학조사서에 정확히 기입해 주셔야 정확한 검사 결과 파악이 가능합니다.

At Health Center, please fill up the Epidemiological Investigation Form with information above. Address and contact number that we provide should be written in the form for the accuracy Covid-19 test result.

在保健所填写流行病学调查书时，请将上列信息填入流行病学调查书里。您需要我们为您提供的隔离地址和联系方式准确的填写在流行病学调查书里，才能收到正确的检查结果。

* Student will receive the 1st COVID-19 test on arrival date if student leave the airport before 15:00 pm (Mon – Fri)

* Students who arrive after 15:00 pm, will take the 1st COVID-19 test next day


ACCOMMODATION



- ✓ Stay in safe University dormitory .
- ✓ A single room with a toilet will be assigned for each person.
- ✓ Staffs are available 24 hours for your service and can help you with Korean, English, and Chinese.
- ✓ Basic necessities are provided (Toilet paper, Towel)
- ✓ Quarantine necessities are provided (Thermometer, Trash bag, Bottled water)



MEAL SERVICE



- ✓ Meal is provided as follows: Breakfast 8:00~9:00 | Lunch 12:00~13:00 | Dinner 17:00~18:00
- ✓ There are three meal types (Normal, Vegetarian, Halal) . You will decide the meal type during the reservation for the whole quarantine period.
- ✓ Meal orders can not be changed once they are submitted due to our ordering system.
- ✓ We will provide fresh and healthy food for everyday meal.
- ✓ No refund for meal cancellation



AIRPORT PICK-UP GUIDE

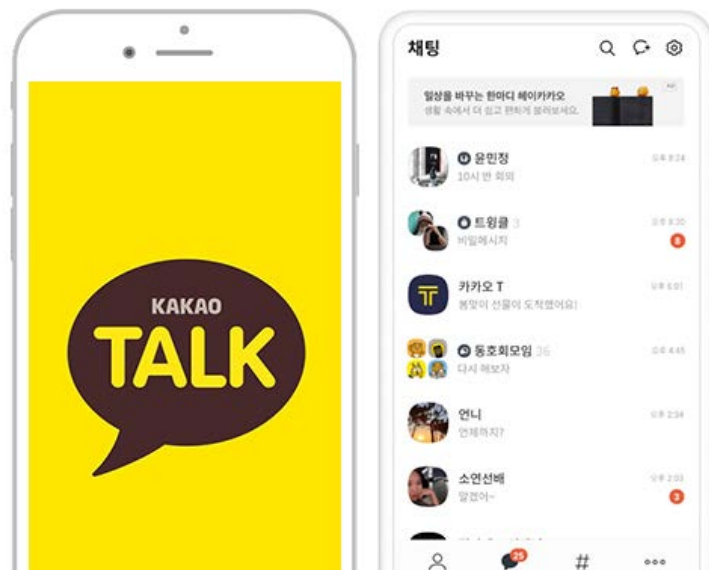
STEP 01.

INSTALL “KAKAO TALK” APPLICATION

Please install Korean chatting application “Kakao Talk” on your phone and create an account

CREATE A ‘KAKAOTALK’
ACCOUNT HERE

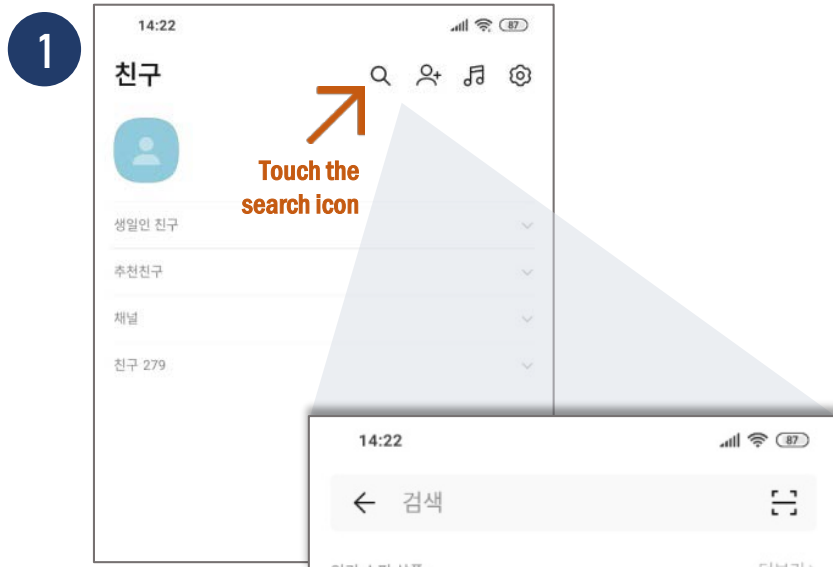
https://accounts.kakao.com/weblogin/create_account?continue=https://accounts.kakao.com&lang=en



STEP 02.

ADD “GLOBALENS” IN KAKAO CHANNEL

Search “GLOBALENS” in “KakaoChannel” and
add channel



STEP 02.

ADD "GLOBALENS" IN KAKAO CHANNEL

2

Enter and Search for
"GLOBALENS"

3

Touch "GlobalENS" in the
"KakaoChannel" list

4

Touch the icon
"Add channel"

5

GlobalENS

광고와 마케팅 메시지를
카카오톡으로 받아볼 수 있습니다.

취소

+ 채널 추가

Touch
"Add channel"

STEP 03.

INFORM US YOUR LOCATION ON ARRIVAL

Let us know where you are when entering the country

* Be sure that you are connected to the INTERNET (AIRPORT FREE WIFI)

* You may contact us through the channel if you have any problem during the quarantine process and immigration

1

Touch Chatting

채팅하기



상담원 채팅

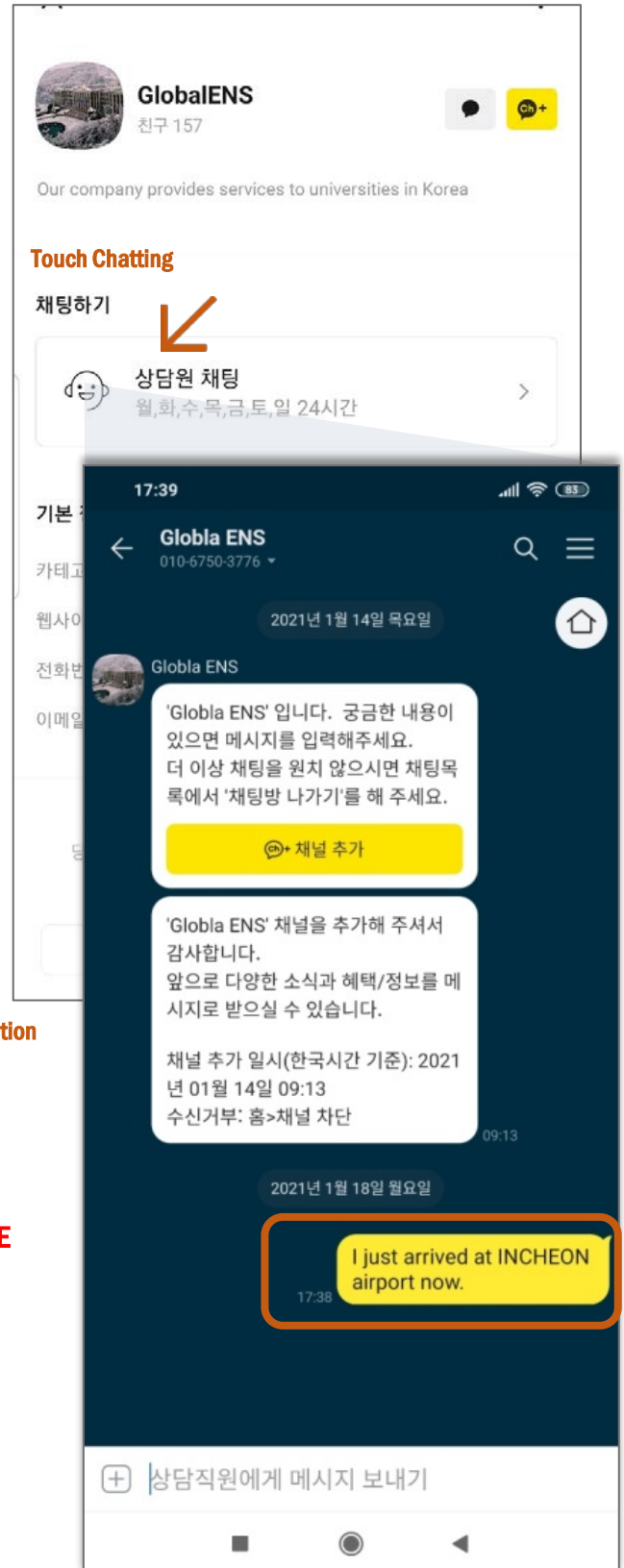
월,화,수,목,금,토,일 24시간

2

After arriving at the airport, Send arrival confirmation message through 'KakaoChannel'

**PLEASE INFORM US YOU ARE USING
SUWON DORMITORY**

**SO THAT OUR PICK-UP TEAM WILL NOT BE
CONFUSED WITH OTHERS FOR YOUR
IDENTIFICATION**



STEP 04.

FIND “SEOUL INTERNATIONAL STUDENTS INFORMATION” DESK

TERMINAL 1 WAITING AREA LOCATION



After arriving at the waiting area of Terminal 1 Gate 9

Visit Seoul International Students Information Desk and contact our staff.

* Please check your Kakao chat from us constantly until you take our pick-up taxi

STEP 04.

SEND US YOUR SELFIE AT
WAITING AREA

TERMINAL 2 GATE A WAITING AREA LOCATION

1F

After arriving at the waiting area of Terminal 2 Gate A

Send us your selfie
(standing in front of "LOTTERIA") to our channel chat and
contact our staff.

* Please check your Kakao message
send from us constantly until you
take our pickup taxi

Commercial Facilities

Dining

Lotteria 4

Beverage

Bizen(Flower Cafe) 3

Samsong Bakery 5

Starbucks 7

Coffee Bean 2

Paris Baguette 3

Convenience store

Seven Eleven 1

GS25 6



1

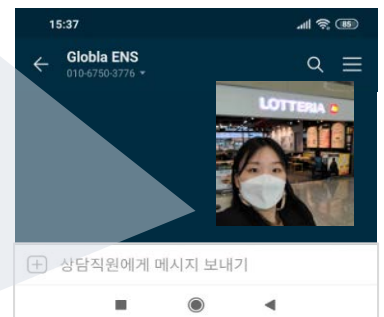
Find "LOTTERIA" if you are near to
Gate A

2

Take a selfie in front of
"LOTTERIA"

3

Send your selfie to our
channel



STEP 04.

SEND US YOUR SELFIE AT
WAITING AREA

TERMINAL 2 GATE B WAITING AREA LOCATION

1F

After arriving at the waiting area of Terminal 2 Gate B

Send us your selfie
(standing in front of "PARIS BAGUETTE") to our channel chat
and contact our staff.

* Please check your Kakao message
send from us constantly until you
take our pickup taxi

Commercial Facilities

| Dining | | Beverage | | Convenience store | |
|----------|---|--------------------|---|-------------------|---|
| Lotteria | 4 | Bizen(Flower Cafe) | 3 | Seven Eleven | 1 |
| | | Samsong Bakery | 5 | GS25 | 6 |
| | | Starbucks | 7 | | |
| | | Coffee Bean | 2 | | |
| | | Paris Baguette | 3 | | |



1

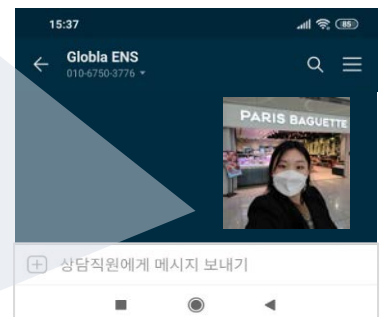
Find "PARIS BAGUETTE" if you are
near to Gate B

2

Take a selfie in front of "PARIS
BAGUETTE"

3

Send your selfie to our
channel



STEP 05.

MEET OUR STAFF AND ARRIVE AT SELF-QUARANTINE HOTEL

After meeting our staff at the airport. You will be given information about the self-quarantine hotel and contact number to fill the form at the public health center.

Take the assigned taxi to the public health center to receive COVID-19 test

After the test, take the same taxi to arrive at your self-quarantine hotel.



* You will receive your 1st COVID test on arrival date if you leave the airport before 15:00 pm (Mon – Fri)

* If you arrive after 15:00 pm, you will take the 1st COVID test next day

1

Meet our staff and take assigned taxi



2

Head to public health center for 1st COVID test



3

Arrive at self-quarantine hotel and Check-in

IMPORTANT!!

PLEASE INFORM US YOU ARE USING SUWON DORMITORY

**SO THAT YOU WILL BE ASSIGNED WITH THE QUARANTINE TAXI
HEADING TO SUWON KYUNGHEE DORMITORY FOR QUARANTINE**

